



























# Individual Results

## Final
















Lignieres - 28/06/2015 - Lignieres (FRA) 28-06-2015 - CEI\*\* 120km :36km 63 Riders














RANK	NUM.	AV. SPEED	NAT.	PHASE	RANK	ARRIVAL	IN TIME	RECOV. T.	PH. SPEED	BPM	AV. SPEED	TOTAL REC.	LAP/LEAD
<b>1</b>	<b>101</b>	20.727		1	4	08:46:52	08:49:15	00:02:23	19.771	55	19.771	00:02:23	00:00:06
Sh. Mohammed Bin Mubarak AL KHALIFA 													
KELALLIE DE LA CURE													
				2	1	11:09:02	11:11:53	00:02:51	19.877	52	19.822	00:05:14	00:00:00
				3	1	13:18:38	13:21:18	00:02:40	19.124	56	19.615	00:07:54	00:00:00
				4	1	14:57:22	15:09:06		28.003	51	20.727		00:00:00
- CEI -												Total Riding Time: 05:47:22	
<b>2</b>	<b>103</b>	20.726		1	5	08:46:53	08:49:20	00:02:27	19.756	59	19.756	00:02:27	00:00:11
Hussain Mohamed Arif AL NAYEF 													
TARABIC CARL													
				2	2	11:09:03	11:11:58	00:02:55	19.877	51	19.814	00:05:22	00:00:05
				3	2	13:18:39	13:21:21	00:02:42	19.131	53	19.612	00:08:04	00:00:03
				4	2	14:57:23	15:11:38		28.023	56	20.726		00:00:01
- CEI -												Total Riding Time: 05:47:23	
<b>3</b>	<b>113</b>	20.252		1	13	08:46:57	08:51:30	00:04:33	19.372	64	19.372	00:04:33	00:02:21
Ali Abdulla BUSAFAR 													
J S CHABLIS													
				2	10	11:09:04	11:18:10	00:09:06	19.125	62	19.251	00:13:39	00:06:17
				3	5	13:18:55	13:28:08	00:09:13	19.007	62/41	19.180	00:22:52	00:06:50
				4	3	15:05:31	15:23:37		27.225	57	20.252		00:08:09
- CEI -												Total Riding Time: 05:55:31	
<b>4</b>	<b>139</b>	19.964		1	11	08:46:59	08:50:19	00:03:20	19.580	59	19.580	00:03:20	00:01:10
Sunny DEMEDY 													
MAJ D'ELL													
				2	5	11:09:25	11:13:48	00:04:23	19.713	64	19.645	00:07:43	00:01:55
				3	3	13:18:37	13:22:40	00:04:03	19.242	64	19.526	00:11:46	00:01:22
				4	4	15:10:39	15:18:19		22.248	51	19.964		00:13:17
- CEI -												Total Riding Time: 06:00:39	
<b>5</b>	<b>149</b>	19.662		1	7	08:46:54	08:49:44	00:02:50	19.684	63	19.684	00:02:50	00:00:35
Roman LAFAURE 													
SENJAB DU PETIT ROUX													
				2	7	11:09:18	11:14:39	00:05:21	19.444	63	19.567	00:08:11	00:02:46
				3	4	13:19:50	13:27:20	00:07:30	18.450	63	19.230	00:15:41	00:06:02
				4	5	15:16:11	15:43:24		21.920	63	19.662		00:18:49
- CEI -												Total Riding Time: 06:06:11	
<b>6</b>	<b>140</b>	18.981		1	8	08:47:11	08:50:10	00:02:59	19.607	63	19.607	00:02:59	00:01:01
Cecile DEMIERRE 													
RAPIDO DU POUY													
				2	6	11:09:26	11:14:20	00:04:54	19.584	63	19.596	00:07:53	00:02:27
				3	7	13:18:39	13:30:24	00:11:45	17.800	59	19.040	00:19:38	00:09:06
				4	6	15:29:20	15:53:46		18.714	61	18.981		00:31:58
- CEI -												Total Riding Time: 06:19:20	
<b>7</b>	<b>159</b>	18.971		1	12	08:47:57	08:50:22	00:02:25	19.571	63	19.571	00:02:25	00:01:13
Nicolas ORESTE 													
TEQUILA DU BIBAL													
				2	8	11:10:53	11:16:18	00:05:25	19.257	55	19.417	00:07:50	00:04:25
				3	6	13:23:23	13:30:01	00:06:38	18.247	63	19.063	00:14:28	00:08:43
				4	7	15:29:31	15:45:57		18.561	54	18.971		00:32:09
- CEI -												Total Riding Time: 06:19:31	
<b>8</b>	<b>154</b>	18.743		1	15	08:51:27	08:53:34	00:02:07	19.020	57	19.020	00:02:07	00:04:25
Klervi LEFEVRE 													
OATARES DE BEAULIEU													
				2	12	11:23:41	11:26:00	00:02:19	18.144	57	18.584	00:04:26	00:14:07
				3	9	13:36:42	13:42:36	00:05:54	17.702	64	18.320	00:10:20	00:21:18
				4	8	15:34:08	15:51:41		20.964	59	18.743		00:36:46
- CEI -												Total Riding Time: 06:24:08	
<b>9</b>	<b>163</b>	18.667		1	25	08:56:16	08:59:18	00:03:02	18.106	58	18.106	00:03:02	00:10:09
Emmanuelle RIONDE 													
AFFA DE LAP													
				2	16	11:30:10	11:33:50	00:03:40	17.811	63	17.962	00:06:42	00:21:57
				3	10	13:40:24	13:44:34	00:04:10	18.846	59	18.209	00:10:52	00:23:16
				4	9	15:35:43	15:41:20		21.096	55	18.667		00:38:21
- CEI -												Total Riding Time: 06:25:43	
<b>10</b>	<b>118</b>	18.419		1	23	08:51:30	08:58:57	00:07:27	18.159	61	18.159	00:07:27	00:09:48
Jordi ARBOIX SANTACREU 													
AINHOA FLASH													
				2	15	11:29:20	11:32:52	00:03:32	17.908	63	18.036	00:10:59	00:20:59
				3	11	13:45:36	13:49:33	00:03:57	17.687	64	17.934	00:14:56	00:28:15
				4	10	15:40:54	16:09:29		21.027	63	18.419		00:43:32
- CEI -												Total Riding Time: 06:30:54	


RANK	NUM.	AV. SPEED	NAT.	PHASE	RANK	ARRIVAL	IN TIME	RECOV. T.	PH. SPEED	BPM	AV. SPEED	TOTAL REC.	LAP/LEAD
<b>11</b>	<b>127</b>	18.323		1	32	09:00:28	09:02:03	00:01:35	17.698	58	17.698	00:01:35	00:12:54
<b>Virginie ATGER</b>				2	18	11:32:30	11:34:30	00:02:00	18.141	56	17.910	00:03:35	00:22:37
ULZANE DE MARJO				3	12	13:49:12	13:51:27	00:02:15	17.638	61	17.831	00:05:50	00:30:09
Lap / preceding :00:02:03				4	11	15:42:57	15:49:47		20.976	58	18.323		00:45:35
- CEI -											Total Riding Time: 06:32:57		
<b>12</b>	<b>148</b>	18.321		1	28	08:59:37	09:01:46	00:02:09	17.739	64	17.739	00:02:09	00:12:37
<b>Muriel JUDIC</b>				2	20	11:31:49	11:35:25	00:03:36	17.950	59	17.841	00:05:45	00:23:32
UNAMIA DES CHAISES				3	15	13:49:14	13:54:37	00:05:23	17.238	63	17.662	00:11:08	00:33:19
Lap / preceding :00:00:03				4	12	15:43:00	16:02:14		22.095	45	18.321		00:45:38
- CEI -											Total Riding Time: 06:33:00		
<b>13</b>	<b>156</b>	17.601		1	34	09:00:30	09:02:21	00:01:51	17.654	61	17.654	00:01:51	00:13:12
<b>Clementine MANOHA</b>				2	19	11:32:30	11:35:08	00:02:38	18.088	57	17.862	00:04:29	00:23:15
ESUS DE MARAVAL				3	14	13:49:13	13:52:48	00:03:35	17.509	64	17.758	00:08:04	00:31:30
Lap / preceding :00:16:04				4	13	15:59:04	16:13:46		16.914	54	17.601		01:01:42
- CEI -											Total Riding Time: 06:49:04		
<b>14</b>	<b>117</b>	17.600		1	30	08:57:52	09:01:53	00:04:01	17.722	43	17.722	00:04:01	00:12:44
<b>Louna SCHUITEN</b>				2	21	11:32:11	11:36:34	00:04:23	17.788	51	17.754	00:08:24	00:24:41
SHANA DE RENDPEINE				3	13	13:49:10	13:52:15	00:03:05	17.872	59	17.788	00:11:29	00:30:57
Lap / preceding :00:00:01				4	14	15:59:05	16:05:31		16.790	62	17.600		01:01:43
- CEI -											Total Riding Time: 06:49:05		
<b>15</b>	<b>173</b>	17.482		1	43	09:00:29	09:04:26	00:03:57	17.359	51	17.359	00:03:57	00:15:17
<b>Lea VOGLER</b>				2	30	11:39:27	11:44:58	00:05:31	16.925	59	17.145	00:09:28	00:33:05
ULUS DE GALONNE				3	18	14:01:10	14:04:41	00:03:31	17.149	57	17.146	00:12:59	00:43:23
Lap / preceding :00:02:46				4	15	16:01:51	16:12:30		19.206	48	17.482		01:04:29
- CEI -											Total Riding Time: 06:51:51		
<b>16</b>	<b>164</b>	17.481		1	37	09:00:40	09:03:00	00:02:20	17.561	58	17.561	00:02:20	00:13:51
<b>Lisa RIOU</b>				2	26	11:40:29	11:42:26	00:01:57	17.081	51	17.324	00:04:17	00:30:33
ZAZOU ALYF				3	17	14:01:13	14:03:54	00:02:41	16.853	56	17.185	00:06:58	00:42:36
Lap / preceding :00:00:01				4	16	16:01:52	16:07:28		18.980	63	17.481		01:04:30
- CEI -											Total Riding Time: 06:51:52		
<b>17</b>	<b>142</b>	17.166		1	33	08:59:36	09:02:11	00:02:35	17.678	59	17.678	00:02:35	00:13:02
<b>Christophe DUPAU</b>				2	24	11:32:03	11:37:51	00:05:48	17.637	64	17.658	00:08:23	00:25:58
ULTIMA ESPERANZA				3	19	13:51:29	14:04:50	00:13:21	15.984	52	17.139	00:21:44	00:43:32
Lap / preceding :00:07:34				4	17	16:09:26	16:23:02		17.292	47	17.166		01:12:04
- CEI -											Total Riding Time: 06:59:26		
<b>18</b>	<b>165</b>	17.031		1	38	09:00:29	09:03:05	00:02:36	17.549	61	17.549	00:02:36	00:13:56
<b>Marion ROHAUT</b>				2	33	11:39:29	11:48:35	00:09:06	16.255	56	16.896	00:11:42	00:36:42
AIGOUAL DENIA				3	23	14:10:14	14:15:15	00:05:01	16.031	52	16.636	00:16:43	00:53:57
Lap / preceding :00:03:20				4	18	16:12:46	16:24:23		19.106	54	17.031		01:15:24
- CEI -											Total Riding Time: 07:02:46		
<b>19</b>	<b>144</b>	17.030		1	49	09:00:57	09:05:04	00:04:07	17.271	46	17.271	00:04:07	00:15:55
<b>Virginie FREARD</b>				2	31	11:40:34	11:46:10	00:05:36	16.846	64	17.062	00:09:43	00:34:17
DI GLORIETA BINT SIDI				3	22	14:09:38	14:13:49	00:04:11	15.885	63	16.704	00:13:54	00:52:31
Lap / preceding :00:00:01				4	19	16:12:47	16:24:06		18.705	54	17.030		01:15:25
- CEI -											Total Riding Time: 07:02:47		
<b>20</b>	<b>143</b>	17.029		1	36	09:00:18	09:02:52	00:02:34	17.580	62	17.580	00:02:34	00:13:43
<b>Celine FERRERE</b>				2	29	11:40:15	11:44:55	00:04:40	16.715	60	17.149	00:07:14	00:33:02
GALAHAD IBN OUSKOUR				3	24	14:10:17	14:17:08	00:06:51	15.238	57	16.548	00:14:05	00:55:50
Lap / preceding :00:00:02				4	20	16:12:49	16:34:16		19.640	54	17.029		01:15:27
- CEI -											Total Riding Time: 07:02:49		
<b>21</b>	<b>172</b>	17.027		1	42	09:00:36	09:04:00	00:03:24	17.419	63	17.419	00:03:24	00:14:51
<b>Marine VIAL</b>				2	34	11:45:35	11:48:47	00:03:12	16.348	60	16.882	00:06:36	00:36:54
LILI ANKH				3	21	14:09:41	14:13:31	00:03:50	16.327	64	16.718	00:10:26	00:52:13
Lap / preceding :00:00:02				4	21	16:12:51	16:26:01		18.606	53	17.027		01:15:29
- CEI -											Total Riding Time: 07:02:51		
<b>22</b>	<b>141</b>	16.583		1	27	08:56:19	09:01:08	00:04:49	17.832	60	17.832	00:04:49	00:11:59
<b>Diane DENAYER</b>				2	32	11:39:28	11:48:21	00:08:53	16.036	58	16.912	00:13:42	00:36:28
LAA ROYALE				3	25	14:09:58	14:18:54	00:08:56	15.468	0	16.467	00:22:38	00:57:36
Lap / preceding :00:11:19				4	22	16:24:10	16:38:32		17.139	52	16.583		01:26:48
- CEI -											Total Riding Time: 07:14:10		
<b>23</b>	<b>132</b>	15.830		1	54	09:11:30	09:13:39	00:02:09	16.162	49	16.162	00:02:09	00:24:30
<b>Laurent BENOIT</b>				2	42	11:57:36	12:00:19	00:02:43	16.105	48	16.134	00:04:52	00:48:26
JOSEPH'S MANDORIA				3	28	14:33:18	14:35:43	00:02:25	14.818	61	15.730	00:07:17	01:14:25
Lap / preceding :00:20:40				4	23	16:44:50	16:54:27		16.305	51	15.830		01:47:28
- CEI -											Total Riding Time: 07:34:50		

RANK	NUM.	AV. SPEED	NAT.	PHASE	RANK	ARRIVAL	IN TIME	RECOV. T.	PH. SPEED	BPM	AV. SPEED	TOTAL REC.	LAP/LEAD
<b>24</b>	<b>174</b>	15.829		1	35	09:00:35	09:02:32	00:01:57	17.628	64	17.628	00:01:57	00:13:23
<b>Marion WASILEWSKI</b>													
UXANE DU VALLOIS													
		Lap / preceding :00:00:01		4	24	16:44:51	16:59:57		16.595	54	15.829		01:47:29
- CEI -											Total Riding Time: 07:34:51		
<b>25</b>	<b>116</b>	15.829		1	52	09:01:00	09:06:42	00:05:42	17.048	54	17.048	00:05:42	00:17:33
<b>Veerle GOOSSENS</b>													
LIMAYA EL FUTURE													
		Lap / preceding :00:00:01		4	25	16:44:52	17:03:46		16.071	54	15.829		01:47:30
- CEI -											Total Riding Time: 07:34:52		
<b>26</b>	<b>170</b>	15.508		1	58	09:19:19	09:24:19	00:05:00	14.967	53	14.967	00:05:00	00:35:10
<b>Sebastien VALERIO</b>													
AINHOA PRIOLO													
		Lap / preceding :00:09:24		4	26	16:54:16	17:04:20		16.250	48	15.508		01:56:54
- CEI -											Total Riding Time: 07:44:16		
<b>NQ</b>	<b>124</b>	LA		1	50	09:00:46	09:05:11	00:04:25	17.255	56	17.255	00:04:25	00:16:02
<b>Ralf DÜRLER</b>													
SCALA DU FAUSSET													
		Lap / preceding :23:50:33		4	LA	16:44:49	16:56:05		15.465	56	15.831		01:47:27
- CEI -													
<b>NQ</b>	<b>134</b>	LA		1	20	08:51:29	08:55:17	00:03:48	18.736	60	18.736	00:03:48	00:06:08
<b>Geraldine BRAULT</b>													
SOUMOUROUD ARMOR													
		Lap / preceding :22:49:18		4	LA	15:34:07	15:47:47		20.326	44	18.744		00:36:45
- CEI -													
<b>NQ</b>	<b>138</b>	LA		1	40	09:00:26	09:03:12	00:02:46	17.532	53	17.532	00:02:46	00:14:03
<b>Robin CORNELY</b>													
FIDEL D'ELSSANNE													
		Lap / preceding :00:08:49		4	LA	15:42:56	16:02:28		22.940	50	18.324		00:45:34
- CEI -													
<b>NQ</b>	<b>155</b>	LA		1	57	09:11:30	09:22:56	00:11:26	15.112	47	15.112	00:11:26	00:33:47
<b>Guillaume LOVY</b>													
GINI JOLIE													
		Lap / preceding :01:48:40		4	LA	17:31:36	17:45:40		12.294	60	14.354		02:34:14
- CEI -													
<b>NQ</b>	<b>114</b>	ME		1	30	08:57:52	09:01:53	00:04:01	17.722	55	17.722	00:04:01	00:12:44
<b>Elisa ARNOULD</b>													
ALZIRR EWALRAID													
		Lap / preceding :21:30:14		3	ME	13:51:20	14:11:50	00:20:30	14.891	66	16.798	00:29:20	00:50:32
- CEI -													
<b>NQ</b>	<b>115</b>	LA		1	47	09:00:58	09:04:56	00:03:58	17.289	50	17.289	00:03:58	00:15:47
<b>Dirk COOLEN</b>													
VYSSOTSKI EAS													
		Lap / preceding :00:15:33		3	LA	14:17:40	14:27:23	00:09:43	15.084	54	16.087	00:22:05	01:06:05
- CEI -													
<b>NQ</b>	<b>121</b>	LA		1	6	08:46:51	08:49:26	00:02:35	19.738	60	19.738	00:02:35	00:00:17
<b>Emma ROSELL SEGURA</b>													
ANWAR RAINA													
		Lap / preceding :22:55:07		3	LA	13:18:37	13:22:30	00:03:53	19.067	64	19.537	00:10:12	00:01:12
- CEI -													
<b>NQ</b>	<b>122</b>	RET		1	21	08:51:28	08:56:22	00:04:54	18.562	56	18.562	00:04:54	00:07:13
<b>Alina HUOVINEN GARCIA</b>													
LAZIZ B													
		Lap / preceding :00:31:37		3	RET	13:45:36	13:54:07	00:08:31	16.538	48	17.688	00:16:56	00:32:49
- CEI -													
<b>NQ</b>	<b>123</b>	RET		1	55	09:11:27	09:17:30	00:06:03	15.709	64	15.709	00:06:03	00:28:21
<b>Savanja FRISSEN</b>													
ZAKHOLY'S SHADIYA													
		Lap / preceding :00:59:55		3	RET	14:39:40	14:54:02	00:14:22	13.658	54	14.999	00:29:36	01:32:44
- CEI -													
<b>NQ</b>	<b>125</b>	ME		1	48	09:00:48	09:05:00	00:04:12	17.280	58	17.280	00:04:12	00:15:51
<b>Gabriela VON FELTEN</b>													
ANTHARES													
		Lap / preceding :23:46:30		3	ME	14:19:27	14:40:32	00:21:05	13.217	88	15.531	00:35:55	01:19:14
- CEI -													



RANK	NUM.	AV. SPEED	NAT.	PHASE	RANK	ARRIVAL	IN TIME	RECOV. T.	PH. SPEED	BPM	AV. SPEED	TOTAL REC.	LAP/LEAD
<b>NQ</b>	<b>128</b>	ME		1	41	09:00:37	09:03:27	00:02:50	17.497	52	17.497	00:02:50	00:14:18
Noellie AUDO													
				2	28	11:40:26	11:44:31	00:04:05	16.850	59	17.177	00:06:55	00:32:38
QUINGSTON				3	20	14:01:14	14:05:24	00:04:10	16.950	61	17.111	00:11:05	00:44:06
Lap / preceding :23:24:52													
- CEI -													
<b>NQ</b>	<b>129</b>	RET		1	17	08:46:58	08:53:56	00:06:58	18.958	50	18.958	00:06:58	00:04:47
Sarah AUSSEURS RECKEL													
				2	23	11:28:57	11:37:11	00:08:14	16.552	57	17.708	00:15:12	00:25:18
CHET MESHAR				3	RET	13:58:11	14:04:38	00:06:27	15.914	64	17.149	00:21:39	00:43:20
Lap / preceding :23:59:14													
- CEI -													
<b>NQ</b>	<b>130</b>	LA		1	24	08:56:19	08:59:02	00:02:43	18.146	56	18.146	00:02:43	00:09:53
Nicolas BALLARIN													
				2	17	11:30:16	11:34:14	00:03:58	17.708	56	17.931	00:06:41	00:22:21
ZAIHANE D'ALTUS				3	LA	13:49:13	13:53:15	00:04:02	17.270	60	17.734	00:10:43	00:31:57
Lap / preceding :23:48:37													
- CEI -													
<b>NQ</b>	<b>133</b>	LA		1	16	08:46:50	08:53:54	00:07:04	18.964	56	18.964	00:07:04	00:04:45
Samuel BETTENFELD													
				2	11	11:10:51	11:24:14	00:13:23	18.489	66	18.730	00:20:27	00:12:21
ULANE DE TRACLIN				3	LA	13:36:43	13:44:36	00:07:53	17.038	63	18.207	00:28:20	00:23:18
Lap / preceding :23:51:21													
- CEI -													
<b>NQ</b>	<b>146</b>	LA		1	3	08:47:53	08:49:14	00:01:21	19.774	53	19.774	00:01:21	00:00:05
Laetitia GONCALVES													
				2	3	11:10:50	11:12:35	00:01:45	19.739	63	19.757	00:03:06	00:00:42
MAIMA DE PIBOUL				3	LA	13:18:36	13:20:53	00:02:17	19.366	61	19.642	00:05:23	23:59:35
Lap / preceding :23:36:17													
- CEI -													
<b>NQ</b>	<b>150</b>	LA		1	22	08:51:31	08:58:49	00:07:18	18.179	53	18.179	00:07:18	00:09:40
Jean Marc LAFFERRIERE													
				2	25	11:29:18	11:38:35	00:09:17	17.033	64	17.604	00:16:35	00:26:42
SKUD DE GARGASSAN				3	LA	14:01:17	14:15:19	00:14:02	14.649	62	16.633	00:30:37	00:54:01
Lap / preceding :00:54:26													
- CEI -													
<b>NQ</b>	<b>158</b>	LA		1	51	09:00:33	09:06:13	00:05:40	17.113	60	17.113	00:05:40	00:17:04
Christophe NOGUEIRA													
				2	35	11:45:33	11:51:05	00:05:32	16.337	58	16.728	00:11:12	00:39:12
UNE DU CAMBOU				3	LA	14:09:44	14:15:11	00:05:27	16.427	51	16.639	00:16:39	00:53:53
Lap / preceding :23:59:52													
- CEI -													
<b>NQ</b>	<b>161</b>	ME		1	45	09:00:32	09:04:47	00:04:15	17.310	64	17.310	00:04:15	00:15:38
Sylvain PONT													
				2	38	11:40:26	11:53:00	00:12:34	15.911	60	16.601	00:16:49	00:41:07
UMZA TIME DE LURIECQ				3	ME	14:18:52	14:36:56	00:18:04	13.798	67	15.679	00:34:53	01:15:38
Lap / preceding :00:21:45													
- CEI -													
<b>NQ</b>	<b>167</b>	LA		1	9	08:47:12	08:50:15	00:03:03	19.592	62	19.592	00:03:03	00:01:06
Ludovic SAROUL													
				2	9	11:09:26	11:17:58	00:08:32	18.939	56	19.269	00:11:35	00:06:05
MIKA DE LA MOLE				3	LA	13:18:40	13:27:05	00:08:25	19.188	60	19.246	00:20:00	00:05:47
Lap / preceding :22:50:09													
- CEI -													
<b>NQ</b>	<b>102</b>	LA		1	1	08:46:56	08:49:09	00:02:13	19.789	54	19.789	00:02:13	00:00:00
Mohammed Hilal AL KHATRI													
				2	LA	11:09:01	11:11:46	00:02:45	19.880	57	19.833	00:04:58	23:59:53
DURANCES DANCER													
Lap / preceding :22:24:41													
- CEI -													
<b>NQ</b>	<b>111</b>	ME		1	19	08:46:56	08:54:01	00:07:05	18.945	59	18.945	00:07:05	00:04:52
Ali Mohammed ABDULRAHMAN MOHAMM													
				2	ME	11:10:51	11:22:32	00:11:41	18.799	64	18.874	00:18:46	00:10:39
TAM TAM DE L'ILE													
Lap / preceding :00:10:46													
- CEI -													
<b>NQ</b>	<b>120</b>	LA		1	1	08:47:03	08:49:09	00:02:06	19.789	60	19.789	00:02:06	00:00:00
Alex LUQUE MORAL													
				2	LA	11:09:28	11:12:26	00:02:58	19.752	56	19.771	00:05:04	00:00:33
SURENA MB													
Lap / preceding :23:49:54													
- CEI -													
<b>NQ</b>	<b>126</b>	ME		1	39	09:00:39	09:03:10	00:02:31	17.537	60	17.537	00:02:31	00:14:01
Alisson ARMAGNAC													
				2	ME	11:56:31	12:04:51	00:08:20	14.398	78	15.858	00:10:51	00:52:58
SOCKIT TO ME ZELL													
Lap / preceding :00:52:25													
- CEI -													

RANK	NUM.	AV. SPEED	NAT.	PHASE	RANK	ARRIVAL	IN TIME	RECOV. T.	PH. SPEED	BPM	AV. SPEED	TOTAL REC.	LAP/LEAD
<b>NQ</b>	<b>136</b>	LA		1	29	08:57:14	09:01:51	00:04:37	17.727	54	17.727	00:04:37	00:12:42
<b>Aurelie CIARAVOLA</b>													
LIAM DE TENSONNIVES													
Lap / preceding :23:36:59													
- CEI -													
<b>NQ</b>	<b>137</b>	OT		1	14	08:46:50	08:52:29	00:05:39	19.203	59	19.203	00:05:39	00:03:20
<b>Julie COLMART</b>													
PENELOPE DE CHARRETIS													
Lap / preceding :23:49:53													
- CEI -													
<b>NQ</b>	<b>145</b>	RET		1	56	09:11:30	09:17:34	00:06:04	15.701	46	15.701	00:06:04	00:28:25
<b>Melisa HUIJSMAN</b>													
SHATRANJ AKHDHAR													
Lap / preceding :00:37:03													
- CEI -													
<b>NQ</b>	<b>147</b>	RET		1	18	08:51:28	08:53:57	00:02:29	18.956	56	18.956	00:02:29	00:04:48
<b>Adele GRANET</b>													
ULYSSE DE PERIGNEUX													
Lap / preceding :23:25:14													
- CEI -													
<b>NQ</b>	<b>153</b>	LA		1	53	09:05:09	09:09:03	00:03:54	16.738	53	16.738	00:03:54	00:19:54
<b>Denis LE GUILLOU</b>													
ROLYESIK ARMOR													
Lap / preceding :00:08:49													
- CEI -													
<b>NQ</b>	<b>157</b>	RET		1	44	08:59:36	09:04:43	00:05:07	17.319	48	17.319	00:05:07	00:15:34
<b>Caroline MEURANT</b>													
KHADIM DU BOULVE													
Lap / preceding :23:56:32													
- CEI -													
<b>NQ</b>	<b>162</b>	LA		1	10	08:46:14	08:50:18	00:04:04	19.583	61	19.583	00:04:04	00:01:09
<b>Valerie PUECHMAILLE</b>													
TLEMLEM DE TENSONNIVES													
Lap / preceding :23:39:59													
- CEI -													
<b>NQ</b>	<b>166</b>	LA		1	26	08:58:20	09:00:20	00:02:00	17.950	63	17.950	00:02:00	00:11:11
<b>Elodie ROUSSEL</b>													
URAMOHA DES EYMES													
Lap / preceding :00:16:15													
- CEI -													
<b>NQ</b>	<b>168</b>	RET		1	46	09:00:32	09:04:48	00:04:16	17.308	49	17.308	00:04:16	00:15:39
<b>Melody THEOLISSAT</b>													
TARIK EL GAMASSI													
Lap / preceding :00:07:48													
- CEI -													
<b>NQ</b>	<b>119</b>	LA		1	LA	08:51:30	08:55:24	00:03:54	18.718	64	18.718	00:03:54	00:06:15
<b>Luis Maikel CUBAS ACOSTA</b>													
AGUIA DO INQUISIDOR													
Lap / preceding :21:52:01													
- CEI -													
<b>NQ</b>	<b>135</b>	LA		1	LA		09:14:57		16.006	40	16.006	00:03:54	00:25:48
<b>Perrine CAMPANINI</b>													
SYRIANAH D'EMMARE													
Lap / preceding :00:19:33													
- CEI -													
<b>NQ</b>	<b>151</b>	LA		1	LA	09:00:29	09:04:14	00:03:45	17.387	60	17.387	00:03:45	00:15:05
<b>Emilie LAMBERT</b>													
SAHOURE D'AURIERES													
Lap / preceding :23:49:17													
- CEI -													
<b>NQ</b>	<b>160</b>	LA		1	LA	09:11:29	09:22:53	00:11:24	15.117	56	15.117	00:11:24	00:33:44
<b>Frederic PETREQUIN</b>													
TANAO													
Lap / preceding :00:18:39													
- CEI -													

RANK	NUM.	AV. SPEED	NAT.	PHASE	RANK	ARRIVAL	IN TIME	RECOV. T.	PH. SPEED	BPM	AV. SPEED	TOTAL REC.	LAP/LEAD
<b>NQ</b>	<b>169</b>	RET		1	RET	09:19:20	09:24:14	00:04:54	14.976	46	14.976	00:04:54	00:35:05
<b>Alice VALERIO</b>													
AINHOA SHAAYA													
Lap / preceding :00:01:21													
- CEI -													

WD=Withdrawn, RET=Retired, DSQ=Disqualified, FNR=Finished not ranked, LA=Lame, MI=Minor injury, CI=Catastrophic injury, ME=Metabolic, ME-TR=Metabolic invasive treatment, OT=Out of time, FTC: Failed to complete

